

MC-L4-U1-LC1-1



VIPKID

Class Engage

Our Earth
- Landforms

1/28 1

Navigation icons: Home, Chat, Search, Share, Refresh, Back, Forward, Stop, Play, Volume, Mute, Unmute, Full Screen, Exit Full Screen.

Tips

No Tips for this page



Tips

VIPKID

Reward System

2/28 2

Navigation icons: Home, Chat, Search, Share, Refresh, Back, Forward, Stop, Play, Volume, Mute, Unmute, Full Screen, Exit Full Screen.

Tips

T may introduce S to the class rules and to the reward system activity in which S may advance one rock up the mountain for answering questions correctly or following class rules.

Tips **VIP KID**

Warm Up

Engage

At the Beach

At the beach, the sun shines down. ← stand

I see smiles, on kids all around: ← raise arms

smiling kids in the sand, ← point to smile

smiling kids in the sea. ← sit down

But the happiest kid at the beach is ← pretend to swim

me! ← point to self

3/28 3

Tips



T may demonstrate reading and acting out the poem to S. Then T may lead S through reading and acting out the poem.

This poem will appear throughout the unit.

Tips **VIP KID**

Let's Talk

Engage

4/28 4


Tips

T may ask S to talk about the pictures of the islands. S can talk about the size differences, what is on the islands, and the boats.

Tips **VIP KID**

Landforms

Engage



There are many types of islands. People can _____ on an **island**.

An island is an area of land with water all around it.
We can see trees on this **island**.

5/28 5

Tips


T may introduce "island" to S, give examples of the word "island," read the text, and ask S to read the text independently. S answers what people can do on an island using knowledge from earlier units.

Extension: S can fill in the sentence based on the two islands on slide 4. Suggested answers: live, play, sleep, hike, drive

Tips **VIP KID**

Landforms

Engage




There is a lot of snow on these **mountains**.
Some people like climbing **mountains** like these.

A mountain is an area of land that is higher than the land around it. Sometimes a **mountain** is so high that it goes through the clouds.

6/28 6


Tips

T may introduce "mountain" to S, give examples of the word "mountain," read the text, and ask S to read the text independently if time allows. T may ask S "Have you ever climbed a mountain?" as an extension question.

Tips 

Landforms


Engage



I can see a **cave**.
Some animals live in **caves**.

A **cave** is a large hole under the ground. Many **caves** are in mountains or hills. People or animals are able to enter these holes called **caves**.

7/28 7



Tips

T may introduce "cave" to S, give examples of the word "cave," read the text, and ask S to read the text independently if time allows. T may ask S "Which animal lives in caves?" as an extension question.

Tips 

Let's Talk

Engage



What do you see?
I see an island.

What do you see on the island?
I see houses and trees on the island.

8/28 8



Tips

T and S may take turns role-playing as Queenball and Yellow by reading the dialogue with funny voices. T might emphasize "on" the island.

Tips **VIP KID**

Engage

Describe the island.

The island has _____. I can see people on the island. Some are _____ and others are _____.

making sandcastles

playing volleyball

9/28 9

Tips

T may explain to S that "to describe" means "to explain" or "to tell something you know about it" and ask S to complete the sentences using the pictures and clues provided, assisting S as needed. Suggested answer: The island has trees and sand... Some are making sandcastles and others are playing volleyball.

Tips **VIP KID**

Explore

Verbs: is, are

This **is** a boy.

The boy ___ playing on an island.


These **are** children.

They ___ playing in the sand.

10/28 10

Tips

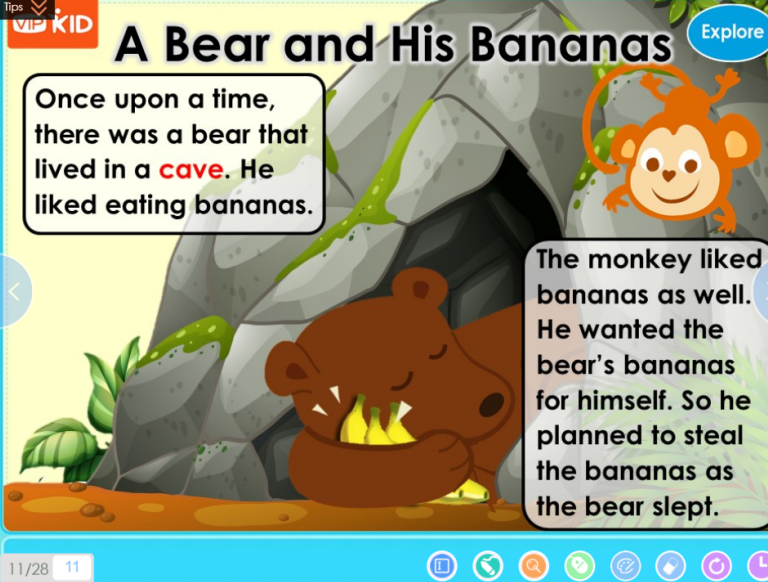
T may read the first sentence in each group and emphasize the usage of "is/are." T may explain by saying "This is a boy, just one boy. They are children, three children." T may lead S to answer the question "What is the boy wearing?" or "What are they wearing?" by looking at each picture and using each verb.

Tips  **A Bear and His Bananas** Explore

Once upon a time, there was a bear that lived in a **cave**. He liked eating bananas.


The monkey liked bananas as well. He wanted the bear's bananas for himself. So he planned to steal the bananas as the bear slept.

11/28 11



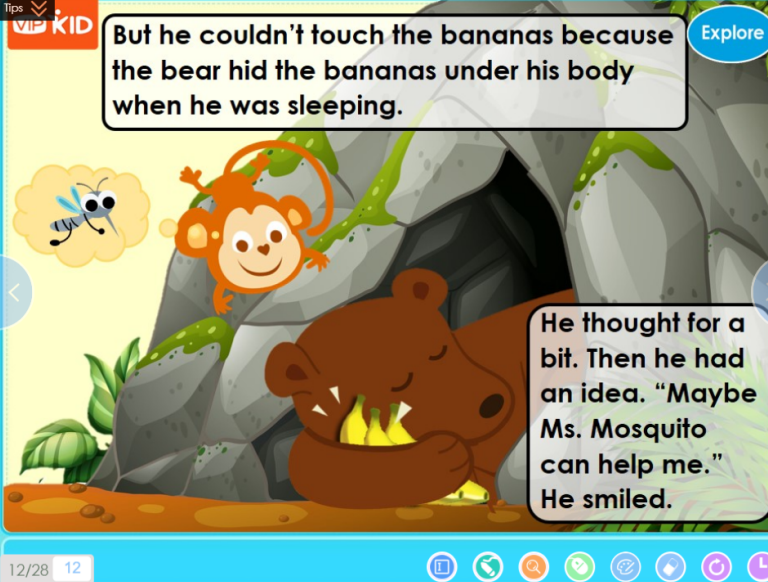
Tips

T may read the text to S. If time allows, T may ask S to read the text on this slide independently, assisting S if needed.

Tips  **But he couldn't touch the bananas because the bear hid the bananas under his body when he was sleeping.** Explore

He thought for a bit. Then he had an idea. "Maybe Ms. Mosquito can help me." He smiled.

12/28 12



Tips

T may read the text to S. If time allows, T may ask S to read the text on this slide independently, assisting S if needed.

Tips **VIP KID**

Retell

Explore

1. A bear is sitting in a cave, eating a banana.

2. A monkey is thinking about bananas.

3. The bear is hiding bananas under his body.

4. The monkey is looking at the bear, who is still in the cave.

13/28 13

Tips

T may ask S to tell the story according to the pictures. T may ask S "what do you think the mosquito can do to help?" Answer: There was a bear that lived in a cave. The bear's favorite fruit was bananas. The monkey liked eating bananas, too. So the monkey wanted to steal the bananas. But the bear hid the bananas under his body. So the monkey wanted the mosquito to help him.

Tips **VIP KID**

Grammar

Explain

What are they doing?
They are...

14/28 14

Tips

T may ask S to read the incomplete sentence, then may tell S that when they know little about something, they can use the word "what" to ask a question. T may then ask S to read the question and T may answer with "They are playing in the sand on an island."

Tips **VIP KID**

Grammar

Explain

Ask: What is your favorite color?

Complete the sentences:

1. _____ is my favorite color.
2. My favorite color is _____.



15/28 15

Tips


T may ask S "What is your favorite color?" at the top. Then T may ask S to guess T's favorite color by using the question. Then T may answer the question in different ways. S circles the color.

Tips **VIP KID**


Read the sentences and complete the questions.



Explain

_____ is her name?

Her name is 

_____ ?

I see  on the mountains.

16/28 16

Tips

T may ask S to create an appropriate question using "what" for each incomplete sentence and answer S's questions. Suggested answers: What is her name? (Her name is Meg.) What do you see in the mountains? (I see snow on the mountains.)

Tips

1 2 Explain




What are they doing on the island?

They are on the island.



17/28 17



Tips

T and S may role-play as Pinkball and Yellow by taking turns asking and answering the question about each picture using funny voices. T may emphasize "on the island." Answers: They are walking on the island. They are playing soccer on the island.


Tips

Phonics Extend

ch-

at
op
ip



18/28 18

Tips

T may introduce the sound of "ch-" and ask S to repeat. T may encourage S to blend the "ch-" with the word families shown. T assists if needed.

Tips **VIP KID**

I Can Read

Extend

19/28 19

Tips

T and S may look at the word segments on the chip and blend them to make full words and then segment full words into their parts.

Tips **VIP KID**

Sight Words

On an island I can see the words...

Extend

20/28 20

Tips

T may read the words and ask S to repeat them. Then T may encourage S to spell the words out letter by letter and read the words. T may time S twice as they do this. T may announce how much faster or slower S perform the second time.

Tips **VIP KID**

Let's Find

Elaborate

ch water

p yes t

21/28 21

Tips

T may say a sight word and have S circle and say the letters to spell it. Sight words: water, yes.

Tips **VIP KID**

Fill in the Blanks

Elaborate

is are

This ____ a tree.

There ____ two children on the beach.

They ____ playing on the beach.

22/28 22

Tips

T may ask S to complete the sentences with "is" or "are" based on the information in the picture, assisting S as needed. Suggested answers: is, are, are.

Tips **VIP KID**

Elaborate



What are they doing in the mountains?




They are _____.



23/28 23


Tips

T and S may take turns role-playing as Pinkball and Green by reading and answering the question about each picture using funny voices. Suggested answers: They are riding bikes up the mountain. They are climbing up the mountain.


Tips **VIP KID**

Evaluate

Let's Practice



1. Make two questions about the story that start with "What does the...?"



2. Then make two questions about any topic using "what."

24/28 24

Tips

T may ask S to make their own questions according to the instructions. Suggested answers: 1. What does the bear like eating? 2. What does the monkey want to do? 3. What is the color of your eyes? 4. What lives on the moon?

Tips 

Role-Play

Evaluate

What can you do on an island?

What could you see on an island?

I can _____ on an island.

I could see _____.

25/28 25



Tips

T and S may role-play as either monster by asking and answering the questions using funny voices.
Suggested answers: I can play with sand on an island. I could see trees on an island.

Tips 

Enrichment time! See you later!

26/28 26



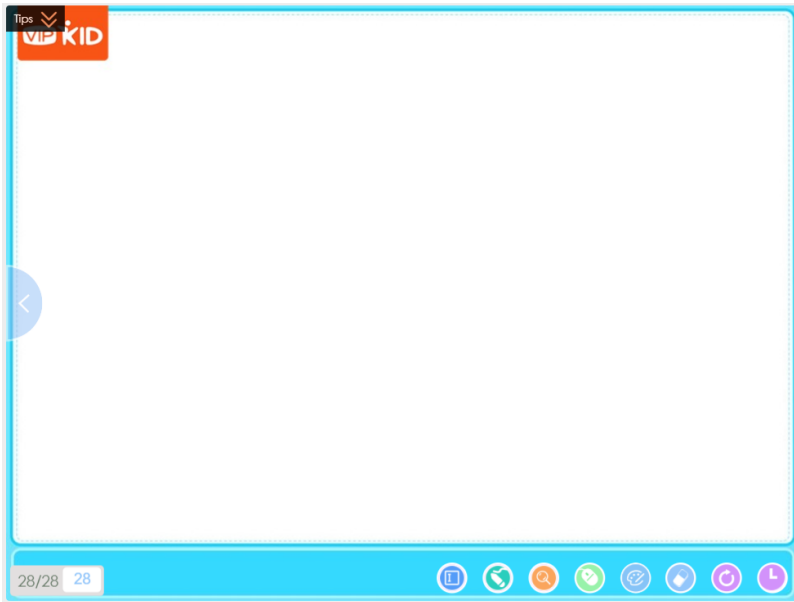
Tips

T may remind S to finish the post-class enrichment activities.



Tips

No Tips for this page



Tips

T and S may use this slide if there is extra time.