

MC-L5-U1-LC1-3



VIP KID

Making Friends
Choosing a Friend

1/24 1

1 2 3 4 5 6 7 8 9 10 11 12

The slide features a vibrant green background with a white dotted pattern. In the center, a yellow cartoon dinosaur-like character is reading a blue book. To its right, the word 'VIP KID' is written in large, stylized blue letters. Above the letters, a yellow character and a purple character are flying. Below the letters, a pink character and a blue character are peeking out. A lightbulb icon is in the top left. The bottom of the slide has a row of social media icons and a page indicator '1/24 1'.

Tips

No Tips for this page



VIP KID

Introduction

Engage

Take one minute to talk about anything you'd like.

Is there a Reward System you would prefer to use?

2/24 2

1 2 3 4 5 6 7 8 9 10 11 12

The slide has a green background. At the top left is the 'VIP KID' logo. The title 'Introduction' is in large green letters, with a green 'Engage' button to its right. Below the title is a green box with the text 'Take one minute to talk about anything you'd like.' The main image shows a cartoon girl, a boy, and a yellow dinosaur-like character in a forest. A hand is pointing to a row of five stars, with the fifth star being blue. Below the stars is a green box with the question 'Is there a Reward System you would prefer to use?'. The bottom of the slide has a row of social media icons and a page indicator '2/24 2'.

Tips

S freely discusses anything they would like to talk about, then S and T choose a Reward System to use throughout the class. If S has nothing they would like to talk about, S is asked open-ended questions to build rapport. For example, "What did you do today?", "Can you tell me about something exciting that happened this week?", or "Do you have any plans for the weekend?"

Tips **VIP KID**

Topic Discussion

Engage

When you meet somebody new, how do you decide whether you want to be friends with them or not? Have you ever met someone you didn't want to be friends with?



3/24 3

Navigation icons: list, share, search, refresh, back, forward, home, power.

Tips


S freely discusses the prompt.

Tips **VIP KID**

Vocabulary

Explore

loving
feeling or showing love for someone or something



Jing has a warm and **loving** family.

4/24 4

Navigation icons: list, share, search, refresh, back, forward, home, power.

Tips

S reads the new vocabulary word, its definition, and the sample sentence. S is asked guiding questions as necessary to check for understanding.

Tips **VIP KID**

Vocabulary

Explore

helpful
willing to help



Our English teacher is very caring and **helpful**. She comes to us whenever we need help.

5/24 5

ⓘ 📧 🔍 🗑️ 🔄 ⬇️ 🔄 ⬆️

Tips

S reads the new vocabulary word, its definition, and the sample sentences. S is asked guiding questions as necessary to check for understanding.

Tips **VIP KID**

Vocabulary

Explore

kick
to hit something with your foot



She **kicked** the ball into the net.

6/24 6

ⓘ 📧 🔍 🗑️ 🔄 ⬇️ 🔄 ⬆️

Tips

S reads the new vocabulary word, its definition, and the sample sentence. S is asked guiding questions as necessary to check for understanding.

Vocabulary

Explain

loving

helpful

kicked

1. My friend Sarah always gives me hugs and makes me feel better when I am sad. She is a very ____ friend.
2. She ____ the ball into the net! It's the first goal of the game!
3. My neighbor helped me look for my dog when it was missing. He is always _____.

7/24 7



Tips

S completes the sentences by drawing lines from the highlighted words to the appropriate blanks. Answers: 1. loving, 2. kicked, 3. helpful

Let's Talk

Elaborate

1. Are you a loving and helpful friend to others? Explain your answer.
2. Jim is a loving and caring friend, while Jenny is not. One day, their friend Nate lost a soccer match that was very important to him. What do you think Jim would say and do? How about Jenny?



8/24 8



Tips

S answers the questions using the new vocabulary words in their responses.

Target vocabulary words: loving, helpful, kick

Tips **VIP KID** **The Sometimes Friend** **Explore**

Lucy looked around the classroom. It was her first day of third grade at a new school. She had never been there before and had no idea whom to sit with. Then a girl with a bright smile, named Dinah, asked Lucy to sit with her.

“I’m Dinah,” the girl said. “Hi,” Lucy said, “I’m Lucy.”
“I like your hair,” Dinah said. “I wish mine were curly.”
“Thanks,” Lucy said.
“You look like an artist,”
Dinah said.
“I like art,” Lucy said.
“Me too,” Dinah said.



9/24 9

Navigation icons: Home, Back, Forward, Search, Refresh, Share, Print, Download.

Tips

S reads the story, focusing on specific details and target vocabulary words to prepare for the upcoming comprehension questions.

Tips **VIP KID** **The Sometimes Friend** **Explore**

On the weekend, Dinah went to Lucy’s house. Lucy had baked cookies for Dinah the day before. Dinah had only one cookie and did not like it and threw it out. Lucy felt bad.

Dinah wanted to draw. She sat on Lucy’s bed and said, “Let’s draw here.”
Lucy did not want to draw on her bed. Her mom had just washed the sheets. The girls started drawing. Dinah made a long, black line on Lucy’s bed. Lucy was very sad. When Lucy’s mom asked, Dinah said it was Lucy’s fault.



10/24 10

Navigation icons: Home, Back, Forward, Search, Refresh, Share, Print, Download.

Tips

S reads the story, focusing on specific details and target vocabulary words to prepare for the upcoming comprehension questions.

Tips **VIP KID**

The Sometimes Friend Explore

The next day, Dinah waved and asked Lucy to sit next to her at lunch. Lucy did not want to. She was afraid of Dinah. She wanted to sit with Anna and Tom, who were nice to her all the time. They were both very kind. They even shared their apples with her the other day.

"I'm sorry, Dinah, but we can't be friends. I will be your friend only if you can be friendly, caring, and kind to me. I hope you will." She turned and walked over to Anna and Tom.

They enjoyed their lunch together. Lucy was happy to find such great friends.



11/24 11

Tips

S reads the story, focusing on specific details and target vocabulary words to prepare for the upcoming comprehension questions.

Tips **VIP KID**

Reader Retell Explain

- 
- 
- 

12/24 12

Tips


S retells the story using specific information from the Reader. S can refer back to the Reader as necessary.

Tips **VIP KID**

Reader Detective

Elaborate

- Who sat next to Lucy on the first day of class?
- What did Dinah do that made Lucy feel sad when she went to her house?
- Why did Lucy tell Dinah that they couldn't be friends?



13/24 13

Tips

S answers the questions using specific details and information from the Reader. S can refer back to the Reader as necessary.

Answers: 1. Lucy sat next to Dinah on the first day of class. 2. Dinah threw out the cookie that Lucy baked for her. Dinah drew a long black line on Lucy's bed. 3. Lucy told Dinah that they couldn't be friends because Dinah wasn't kind to her. She told her that she could only be her friend if she was friendly, caring, and kind to her.

Tips **VIP KID**

Past Tense

Explain

-ed talked	-d shared	doubled consonant + ed hopped
---------------	--------------	----------------------------------

listen surprise nod chat beg
answer wash create arrive

14/24 14

Tips

S sorts the words into the correct boxes according to their past tense form ending. Answers: -ed: listened, answered, washed; -d: surprised, created, arrived; doubled consonant + ed: nodded, chatted, begged.

Tips **VIP KID**

Past Tense

Explain

watch



Last weekend,
_____.

invite



Last Christmas,
_____.

drop



Yesterday
_____.

15/24 15

Tips


S completes the sentences with the past tense form of the given verb.

Tips **VIP KID**

Phonics

Explain

"o_e" makes the long "o" sound.



home **code**

broke **spoke**

16/24 16

Tips

S is introduced to the "o_e" combination that makes long "o" sound and practices the sound by reading the example words aloud.

Tips **VIP KID**

Phonics

Explain

tote	note	blows
snow	phones	bone
grow	lone	stow

17/24 17

Tips

S sorts the words that have long "o" sound into two categories according to their letter combination ("ow" or "o_e").

Tips **VIP KID**

Syllables

Explore

A **syllable** is a part of a word that has one vowel sound. Let's practice counting the syllables in some words!

The word triangle has 3 syllables: **tri-an-gle**

The word monkey has 2 syllables: **mon-key**

The word kick has 1 syllable: **kick**

18/24 18


Tips

S is introduced to the concept of syllable and practices counting the syllables in some words.

Tips **VIP KID**

Syllables

Extend



caring ___ syllable(s)

hug ___ syllable(s)

laughing ___ syllable(s)

celebrate ___ syllable(s)

19/24 19

Navigation icons: Home, Back, Forward, Search, Refresh, Print, Share, Download

Tips


S counts the syllables in each word.
Answers: caring-2, hug-1, laughing-2,
celebrate-3

Tips **VIP KID**

Free Talk

Elaborate

**How would you describe a perfect friend?
What do you think they should be like?**



20/24 20

Navigation icons: Home, Back, Forward, Search, Refresh, Print, Share, Download

Tips

S freely discusses the questions.

Tips **VIP KID**

Question Period

Elaborate

What questions do you have about today's lesson?

I have questions about...

- loving
- helpful
- kick
- The Sometimes Friend*
- past tense
- long vowels "o_e" and "ow"
- syllables

21/24 21

Tips

S guides the discussion by asking any questions they have about the lesson material. S is encouraged to discuss what content they are familiar with and what content they are not so familiar with.

Tips **VIP KID**

Enrichment time!
See you later!

22/24 22

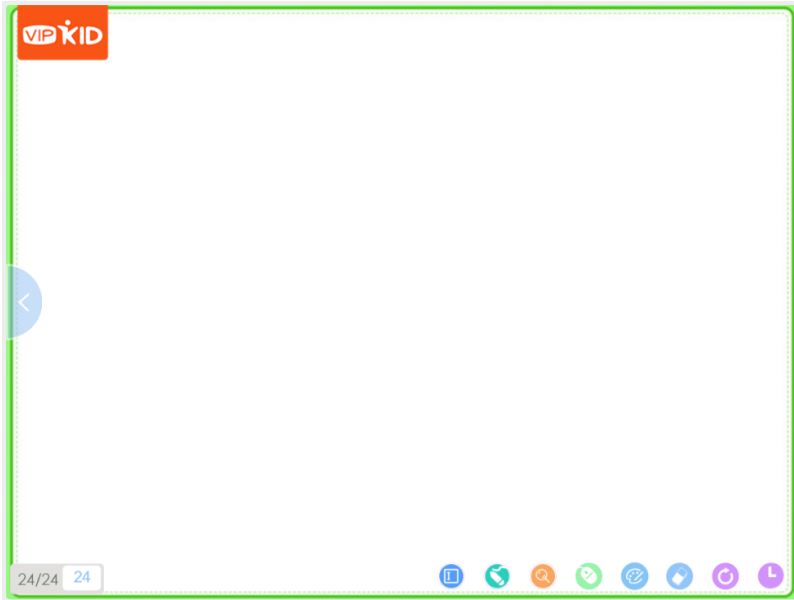
Tips

S is reminded to finish the post-class enrichment activities.



Tips

No Tips for this page



Tips

No Tips for this page