

# NMC-L2-U1-LC1-3



## Tips

**Goal:** S and T greet each other.  
(Suggested time: 1.5 min)

### Activity

1. S and T say "Hello!" to each other and introduce themselves.
2. S warms up with T by discussing topics they have learned about, such as school, colors, family, and numbers.

The screenshot shows a lesson slide with a table of language points. The title 'Learning at School My VIPKID Classroom' is at the top. The table lists various language categories and their corresponding examples. A progress indicator at the bottom left shows '2/26' and a '2' in a box.

Vocabulary	computer, school
Verb	to click
HFW	out
Sentence Frame	What is it? It is a/an ____.
Phonics	blending n/r/s with -ap/-at
Grammar	can, cannot

## Tips

**Note:** This slide is for reference only. S does not need to read or listen to this information.

Tips **VIP KID**

**REWARD SYSTEM**

3/26 3

Tips

**Goal:** S is rewarded for good behavior and correct answers. (Suggested time: 0.5 min)

**Activity:**

S drags the puzzle pieces to the trash can to slowly reveal the picture.

Tips **VIP KID**

**WARM UP**

00:00

This is the way I click my mouse,  
Click my mouse,  
Click my mouse.  
This is the way I click my mouse,  
At V-I-P Kid School.

4/26 4

Tips

**Goal:** S listens to the song and is prompted to sing and dance. (Suggested time: 1.5 min)

**Activity:**

1. S listens to the song.
2. S is not expected to sing but can be encouraged to try.

Tips **VIP KID** I - VOCABULARY

computer



This is a computer.

5/26 5

Navigation icons: Home, Back, Forward, Stop, Play, Pause, Volume, Mute, Power.

Tips

Goal: S is introduced to the word "computer."  
(Suggested time: 1 min)

Activity:

1. S repeats the word "computer."
2. S repeats the sentence.

Tips **VIP KID** I - VOCABULARY

school



This is a school.

6/26 6

Navigation icons: Home, Back, Forward, Stop, Play, Pause, Volume, Mute, Power.


Tips

Goal: S is introduced to the word "school."  
(Suggested time: 1 min)

Activity:

1. S repeats the word "school."
2. S repeats the sentence.

Tips **VIP KID** **P - VOCABULARY** DRAG AND DROP



I see a \_\_\_\_\_. I see a \_\_\_\_\_

school computer

7/26 7

Tips


Goal: S practices the words "computer" and "school." (Suggested time: 1 min)

Activity:

1. S drags the words to the correct blanks one by one.
2. S says the completed sentence each time.

Tips **VIP KID** **A - VOCABULARY** DRAG AND DROP

What do you see?



\_\_\_\_\_

I see a school. I see a computer.

8/26 8

Tips

Goal: S applies their knowledge of the words "computer" and "school." (Suggested time: 1 min)

Activity:

1. S hears the question "What do you see?" and answers with "I see a school." and "I see a computer."
2. S drags each sentence to the correct blank.

Tips **VIP KID**

**I - SENTENCE FRAME**

What is it?

It is a school.

9/26 9

9/26 9

Tips

Goal: S is introduced to sentence frames "What is it?" and "It is a/an \_\_\_\_\_."

(Suggested time: 1 min)

Activity

1. S repeats the question.
2. S answers the question with "It is a school."

Tips **VIP KID**

**P - SENTENCE FRAME**

It is a \_\_\_\_\_.

10/26 10

10/26 10

Tips

Goal: S practices the sentence frame "It is a \_\_\_\_\_."

(Suggested time: 1 min)

Activity

1. S looks at the picture and completes the sentence.
2. S says the completed sentence.

Tips **VIP KID**

**A - SENTENCE FRAME**

## What is it?

**DRAW A LINE**



11/26 11

Tips


**Goal:** S applies their knowledge of the sentence frames "What is it?" and "It is a \_\_\_\_\_". (Suggested time: 1 min)

**Activity:**

1. S hears the question "What is it?"
2. S listens to audio clips.
3. S draws a line to match each audio clip to the correct picture and repeats the sentences.

Tips **VIP KID**

**I - HFW**



12/26 12

Tips

**Goal:** S is introduced to the word "out." (Suggested time: 1 min)

**Activity:**

S repeats the word "out."

Tips **VIP KID**

**P - HFW**

CIRCLE

out

o	u	t	o
u	i	o	u
t	e	u	a
t	o	u	t

13/26 13

Tips

Goal: S practices identifying the word "out."  
(Suggested time: 1 min)

Activity:

1. S repeats the word "out."
2. S finds and circles each "out" in the word puzzle.

Tips **VIP KID**

**A - HFW**

DRAG AND DROP

Mike goes \_\_\_\_\_.  
his where out

14/26 14

Tips

Goal: S applies their knowledge of the word "out."  
(Suggested time: 1 min)

Activity:

1. S repeats the three words in the white box.
2. S hears the question "Where does Mike go?"
3. S drags the word "out" to the blank and repeats "Mike goes out."

Tips **VIP KID**

### E - PHONICS

DRAG AND DROP

r s n

\_at \_ap

15/26 15

Tips

Goal: S blends each "-ap" and "-at" word with its onset.  
(Suggested time: 1 min)

Activity:

1. S drags the letters to the blanks one by one.
2. S blends each "-ap" and "-at" with the onset.

Tips **VIP KID**

### A - PHONICS

DRAG AND DROP

rat nat nap

sap rap sat

-at -ap

16/26 16

Tips

Goal: S applies their knowledge of blending with "-ap" and "-at" (Suggested time: 1 min)

Activity:

1. S blends to read three words on each apple.
2. S drags each apple to the correct basket based on the rime.



Tips  
VIP KID

E-READER



The  sat.  
rat

17/26 17



Tips

Goal: S extends their literacy knowledge.  
(Suggested time: 1 min)

Activity:

S reads the story with support.

Tips  
VIP KID

E-READER



The  is tired of  
rat  
running.

18/26 18



Tips

Goal: S extends their literacy knowledge.  
(Suggested time: 1 min)

Activity:

S reads the story with support.

Tips **VIP KID**

**E - READER**



The  can  on  
 rat nap  
 the bed.

19/26 19



Tips

**Goal:** S extends their literacy knowledge.  
 (Suggested time: 1 min)

**Activity:**  
 S reads the story with support.

Tips **VIP KID**

**E - READING COMPREHENSION**

**DRAG AND DROP**



Who is tired?

20/26 20



Tips

**Goal:** S extends their reading comprehension.  
 (Suggested time: 1 min)

**Activity:**  
 S hears and answers the question "Who is tired?"

Tips **VIP KID**

**E - GRAMMAR**

**cannot**

I **can** see you.



I **cannot** see you.



21/26 21

CIRCLE

Tips

Goal: S extends their knowledge of the modal verb "can."  
(Suggested time: 1 min)



Activity:

1. S repeats the word "cannot"
2. S repeats each sentence and circles the corresponding picture.

Tips **VIP KID**

**A - GRAMMAR**

**can**

I **can** click with the mouse.

22/26 22

PICK AND CHOOSE

Tips

Goal: S applies their knowledge of the modal verb "can."  
(Suggested time: 1 min)

Activity:

1. S repeats the sentence.
2. S clicks the picture that matches the sentence.

Tips **VIP KID**

**E - FREE TALK**

23/26 23

Tips

**Goal:** S extends their knowledge of the lesson objectives.  
(Suggested time: 1.5 min)

**Activity:**

1. S discusses the picture using the words "computer" and "school".
2. S answers the question "What do you see?" And "What is it?"

Tips **VIP KID**

**GOODBYE SONG**

I can circle with the mouse,  
With the mouse.  
I can circle with the mouse,  
With the mouse.  
I can circle with the mouse,  
And click, click, click,  
I can circle with the mouse,  
With the mouse.

24/26 24

Tips

**Goal:** S listens to the song and is prompted to sing and dance.  
(Suggested time: 1 min)

**Activity:**

1. S listens to the song.
2. S is not expected to sing but can be encouraged to try.

Tips 



The review class will begin  
in **5 mins!** 

25/26 25 



Tips

**Goal:** S waves and says "Bye-bye."  
(Suggested time: 0.5 min)

**Activity:**  
S says "Bye-bye."

Tips 



26/26 26 



Tips

**Note:** This slide can be used for additional activities if the class content is finished early.