

NMC-L2-U6-LC1



Level 2 Unit 6 Lesson 3

My Neighborhood

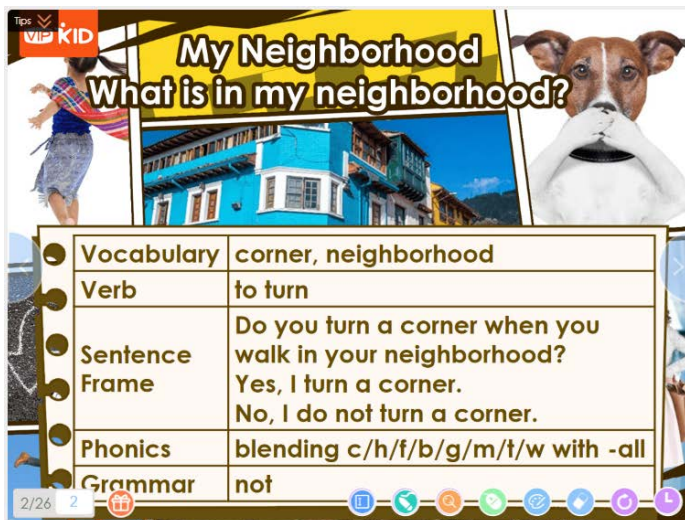
What is in my neighborhood?

Tips

Goal: S and T greet each other.
(Suggested time: 1 min)

Activity:

1. S and T say "Hello!" to each other and introduce themselves.
2. S warms up with T by discussing topics they have learned about, such as school, family, things in the house, food, and meals.



My Neighborhood

What is in my neighborhood?

Vocabulary	corner, neighborhood
Verb	to turn
Sentence Frame	Do you turn a corner when you walk in your neighborhood? Yes, I turn a corner. No, I do not turn a corner.
Phonics	blending c/h/f/b/g/m/t/w with -all
Grammar	not

2/26 2

Tips

Note: This slide is for reference only. S does not need to read or listen to this information.



Tips

Goal: S is rewarded for good behavior and correct answers.
(Suggested time: 1.5 min)

Activity:

S gets chances to help Dino through the maze to the park by answering questions and following the rules.



Tips

Goal: S listens to the song and is prompted to sing and dance.
(Suggested time: 1.5 min)

Activity:

1. S listens to the song.
2. S is not expected to sing but can be encouraged to try.



Tips

Goal: S is introduced to the word "corner."
(Suggested time: 1 min)

Activity:

1. S repeats the word "corner."
2. S repeats the sentence.

Tip **VIP KID**

I - VOCABULARY

neighborhood



There is a restaurant in this **neighborhood**.

6/26 6

Tips

Goal: S is introduced to the word "neighborhood."
(Suggested time: 1 min)

Activity:


1. S repeats the word "neighborhood."
2. S repeats the sentence.
3. S answers the question "What do you see in this neighborhood?"

Tip **VIP KID**


P - VOCABULARY

corner neighborhood

DRAG AND DROP



There are many apartments in this _____.



There is a house on the _____.

7/26 7

Tips

Goal: S practices the words "corner" and "neighborhood."
(Suggested time: 1 min)

Activity:

1. S repeats the words "corner" and "neighborhood."
2. S drags the correct word to each blank.
3. S repeats the completed sentences.

Tip **VIP KID**

A - VOCABULARY

PICK AND CHOOSE

1. This neighborhood has green grass beside the street.



2. I put the flowers in the corner of the room.




8/26 8

Tips

Goal: S applies their knowledge of the words "corner" and "neighborhood."
(Suggested time: 1 min)

Activity:

1. S listens to the descriptions.
2. S clicks the picture that is being described.

I-VERB

turn




Turn right. **She turns around.**

9/26 9


Tips

Goal: S is introduced to the verb "to turn."
(Suggested time: 1 min)


Activity:

1. S repeats the verb "to turn."
2. S hears the sentences read aloud and repeats them.


P-VERB




Can she turn?



Can it turn?



Can you turn?



Can you turn?

10/26 10

Tips

Goal: S practices using the verb "to turn."
(Suggested time: 1 min)

Activity:

1. S hears the questions read aloud one by one.
2. S looks at the pictures and answers with "Yes, she/it/I can turn." or "No, she/it/I cannot turn."

A-VERB



They



He



_____ can turn.

11/26 11

Tips


Goal: S applies their knowledge of the verb "to turn."
(Suggested time: 1 min)

Activity:

1. S repeats the pronouns and looks at the pictures in the box.
2. S drags the pronouns and the car or motorcycle one by one.
3. S completes the sentence for the car and motorcycle.

I - SENTENCE FRAME

Do you turn a corner when you walk in your neighborhood?



Yes, I turn a corner. No, I do not turn a corner.

12/26 12

Tips

Goal: S is introduced to the sentence frames.
(Suggested time: 1 min)

Activity:

S repeats the question and answers.

P - SENTENCE FRAME

Do you turn a corner when you walk in your neighborhood?

_____ turn a corner.
1. Yes, I 2. No, I do not



13/26 13

Tips


Goal: S practices using the sentence frames.
(Suggested time: 1 min)

Activity:

1. S hears the question "Do you turn a corner when you walk in your neighborhood?"
2. S looks at the picture and drags the correct words to the blank.
3. S repeats the completed sentence.

A - SENTENCE FRAME

Do you turn a corner when you walk in your neighborhood?



✓ YES ✗ NO

14/26 14

Tips

Goal: S applies their knowledge of the sentence frames.
(Suggested time: 1 min)

Activity:

1. S hears the question "Do you turn a corner when you walk in your neighborhood?"
2. S looks at each picture and answers with "Yes, I turn a corner." or "No, I do not turn a corner."

Tip **VIP KID**

P - PHONICS

ball gall hall tall

15/26 15

Tips

Goal: S extends their knowledge of blending words with the rime "-all."
(Suggested time: 1 min)

Activity:

S blends to pronounce the words.

Tip **VIP KID**

P - PHONICS

CIRCLE

1. wall - 2. well - 3. will

1. bill - 2. bell - 3. ball

1. cell - 2. call - 3. cull

1. fill - 2. full - 3. fall

16/26 16

Tips

Goal: S practices blending words with the rime "-all."
(Suggested time: 1 min)

Activity:

1. S listens to the audio clips one by one.
2. S circles and repeats the words they heard.

Answers: wall, ball, call, fall

Tip **VIP KID**

E - READER

One girl makes a call from the hall in the mall.

17/26 17

Tips

Goal: S extends their literacy knowledge.
(Suggested time: 1 min)

Activity:

S reads the story with support.

E-READER



And one tall girl
sees a ball
fall
from the
wall

18/26 18


Tips

Goal: S extends their literacy knowledge.
(Suggested time: 1 min)

Activity:

S reads the story with support.

E-READING COMPREHENSION



What does the girl do?
A. She reads a book.
B. She makes a call.
C. She turns a corner.

19/26 19

Tips

Goal: S extends their reading comprehension.
(Suggested time: 1 min)

Activity:

1. S hears the question "What does the girl do?"
2. S answers the question based on the story.

(Answer: B)

I-GRAMMAR

Do you turn?




Yes, I do. No, I do **not**.

20/26 20

Tips

Goal: S extends their knowledge of negatives.
(Suggested time: 1 min)

Activity:

1. S hears the question "Do you turn?"
2. S looks at the pictures and repeats each answer option.

Tip **VIP KID** **R - GRAMMAR**

Can you _____?

No, I _____.

21/26 21

Tips

Goal: S practices creating negative sentences.
(Suggested time: 1 min)

Activity:

1. S is asked questions for each icon using "Can you turn/walk/talk/walk your dog?"
2. S answers with "No, I can not (turn/walk/talk/walk my dog)."

Tip **VIP KID** **A - GRAMMAR**

DRAG AND DROP

not

He does _____ listen.

He does _____ eat.

They do _____ walk.

22/26 22

Tips

Goal: S applies their knowledge of creating negative sentences.
(Suggested time: 1 min)

Activity:

1. S repeats the word "not."
2. S drags the word "not" to each blank.
3. S repeats the completed sentences.

Tip **VIP KID** **E - FREE TALK**

23/26 23

Tips

Goal: S extends their knowledge of the lesson objectives.
(Suggested time: 1.5 min)

Activity:

1. S discusses the picture using the words "corner," "neighborhood," and the verb "turn."
2. S answers the question "Do you turn a corner when you walk in your neighborhood?" with "Yes, I do./No, I do not."


GOODBYE SONG

What can you see
 In your neighborhood,
 Neighborhood,
 Neighborhood?
 I see a store in
 My neighborhood,
 And a park.
 And a park.


24/26 24

Tips

Goal: S listens to the song and is prompted to sing and dance.
(Suggested time: 1.5 min)

Activity:

1. S listens to the song.
2. S is not expected to sing but can be encouraged to try.



The review class will begin
 in **5 mins!**


25/26 25

Tips

Goal: S waves and says "Bye-bye."
(Suggested time: 0.5 min)

Activity:

S says "Bye-bye."



26/26 26

Tips

Note: This slide can be used for additional activities if the class content is finished early.