

NMC-L3-U6-LC1-1



Tips

Goal: Build rapport and gauge S' s level.



Tips

Goal: S is rewarded for good behavior or correct answers.

Activity:

S gets a star when they answer correctly or follow the class rules.

Tips **VIP KID**

Warm Up

Engage

My Ears

I use my ears to hear,
I use my ears to hear,
Hi, ho, did you know?
I use my ears to hear!

3/31 3

Tips

Goal: Song is used as an icebreaker to build rapport between S and T.

Activity:

1. S listens to the song performed to the tune of "The Farmer in The Dell" with clapping and TPR.
2. S is encouraged but not required to participate.

Tips **VIP KID**

Follow Me

Engage

1 

2 

3 

4 

4/31 4

Tips

Goal: S is introduced to the topic of this learning cycle.

Activity:

1. S looks at each picture.
2. S listens to the sounds.
3. S is encouraged to imitate each sound.


Notes: picture 1-truck, picture 2-drum, picture 3-whistle, picture 4-clock

Tips Extension

VIP KID

Vocabulary

sound



I can hear a **sound**.

5/31 5

Navigation icons: Home, WhatsApp, Telegram, Messenger, Email, Print, Refresh, Back, Forward

Tips

Goal: S is introduced to the word "sound."

Activity:

- S looks at the picture.
- S repeats the word "sound."
- S repeats the sentence.

- S makes the sound according to the picture with help.

Tips

VIP KID

Vocabulary

loud quiet



This room is **loud**.

This room is **quiet**.

6/31 6

Navigation icons: Home, WhatsApp, Telegram, Messenger, Email, Print, Refresh, Back, Forward

Tips

Goal: S is introduced to the words "loud" and "quiet."

Activity:

- S looks at the pictures.
- S repeats the sentences and highlighted words.

Tips Extension

VIP KID

Vocabulary

Explore

A



B



quiet

loud

7/31 7

Tips

Goal: S practices the words "loud" and "quiet."

Activity:

- S looks at the pictures.
- S repeats the words "loud" and "quiet."
- S draws a line between each picture and its corresponding word.

Answers: A. loud B. quiet

- S discusses some sounds that are loud or quiet with help.


Tips

VIP KID


Vocabulary

Explore


1



2



3



This is a _____.

8/31 8

Tips

Goal: S practices "loud sound" and "quiet sound."

Activity:

- S looks at the pictures.
- S says the sentences using "This is a _____."

Answers:


- This is a loud sound.
- This is a quiet sound.
- This is a quiet sound.

Tips **VIP KID**

Vocabulary

noise

Explore



A noise is an unpleasant sound.

9/31 9

Tips

Goal: S is introduced to the word "noise."

Activity:

1. S looks at the picture.
2. S repeats the word "noise."
3. S repeats the sentence.

Tips Extension **VIP KID**

Vocabulary

Explore



10/31 10

Tips

Goal: S applies the knowledge of "noise."

Activity:

1. S observes each picture.
2. S listens to the word "noise."
3. S circles the correct picture/pictures.

Suggested answers: No. 2 and No. 3

- S discusses each picture using the words "sound," "loud," "quiet," and "noise."

Tips **VIP KID**

Action Words

hear



I **hear** with my ears.

11/31 11

Navigation icons: Home, WhatsApp, Telegram, Messenger, Email, Print, Refresh, Back, Forward

Tips

Goal: S is introduced to the verb "to hear."


Activity:

1. S looks at the picture.
2. S repeats the word "hear."
3. S repeats the sentence.


Tips **VIP KID**

Action Words


hear



1. I **hear** a sound.



2. It **hears** a sound.



3. They **hear** a sound.

12/31 12

Navigation icons: Home, WhatsApp, Telegram, Messenger, Email, Print, Refresh, Back, Forward

Tips

Goal: S practices the verb "to hear."


Activity:

1. S repeats the word "hear."
2. S observes the pictures.
3. S repeats each sentence.

Tips **VIP KID**

Action Words

hear hears



1. He _____.

2. She _____.

13/31 13

Tips

Goal: S practices the verb "to hear."

Activity:

- S repeats the words "hear" and "hears."
- S observes the pictures.
- S chooses the correct word for each sentence.

Tips Extension **VIP KID**

What can you hear? Explore



I can hear _____.

14/31 14

Tips

Goal: S is introduced to the sentence frames "What can you hear?" and "I can hear _____."

Activity:

- S looks at each picture.
- S circles each picture after hearing the sound.
- S responds to the question "What can you hear?" with "I can hear _____."



Suggested answers:
 1. music 2. a lion/roar 3. a dog/woof 4. a phone (call)

- S makes the sounds according to the pictures with help.

Tips **VIP KID**

Let's Talk

Explain

What makes this sound?
A dog makes this sound.

15/31 15

Tips

Goal: S is introduced to the sentence frames "What makes this sound?" and "A dog makes this sound."

Activity:

- S hears the sound of a dog barking or howling.
- S responds to the question "What makes this sound?" by reading the sentence on the slide.

Tips Extension **VIP KID**

Let's Talk

Explain







What makes this sound?
 A ____ makes this sound.

16/31 16

Tips

Goal: S practices using the sentence frame in context.

Activity:

- S listens to the question "What makes this sound?" and hears sound effects performed for each picture.
- S circles the corresponding picture.
- S is assisted in their response: "A cat/A baby/A man/A storm makes this sound."

* S and T may swap roles.

Tips **VIP KID**

Let's Talk

Explain

A



B



What kind of sound is this?
This is a _____ sound.

17/31 17

Tips

Goal: S is introduced to the sentence frames "What kind of sound is this?" and "This is a _____ sound."

Activity:

- S looks at the pictures.
- S fills in the blank by reading the correct word aloud with help.
- S reads the completed sentences.

Suggested answers:
A. This is a loud sound.
B. This is a quiet sound.


Tips Extension **VIP KID**

Let's Chat


Explain

- What can you hear?
I can hear _____.
- What makes this sound?
A _____ makes this sound.
- What kind of sound is this?
This is a _____ sound.


1



2



3



18/31 18

Tips

Goal: S practices the sentence frames in context.

Activity:

- S listens to the questions "What can you hear?", "What makes this sound?", and "What kind of sound is this?"
- S responds by repeating "I can hear music," "A wolf makes this sound," and "This is a quiet sound."
- S circles the corresponding picture while repeating each sentence.

- S adds a howling or whispering sound at the end of each question with help.

Tips Extension

My Ears Elaborate

Animals and people have ears. Mammals have ears that stick out. You can't see the ears of birds, reptiles, or fish.



We hear with our ears. We hear sound or noise. Noise is a sound that is unpleasant. 😞



19/31 19

Tips

Goal: S extends their literacy knowledge.


Activity:

- S reads the story.
- S discusses the pictures in relation to the passage.


Tips Extension

My Ears Elaborate


If a noise is too loud, it hurts our ears. If a sound is too quiet, we can't hear it.



What kind of sound is this? This is a quiet sound.



What kind of noise is this? This is a loud noise.



20/31 20

Tips

Goal: S extends their literacy knowledge.

Activity:

- S reads the story.
- S discusses the pictures in relation to the passage.

Tips **VIP KID**

This and That

Extend



This is a cat.

"This" describes a person or thing close to you.

21/31 21

Navigation icons: back, forward, search, refresh, home, power, volume, brightness, rotation, zoom in, zoom out.

Tips

Goal: S reviews the demonstrative pronoun "this" and how it is defined.

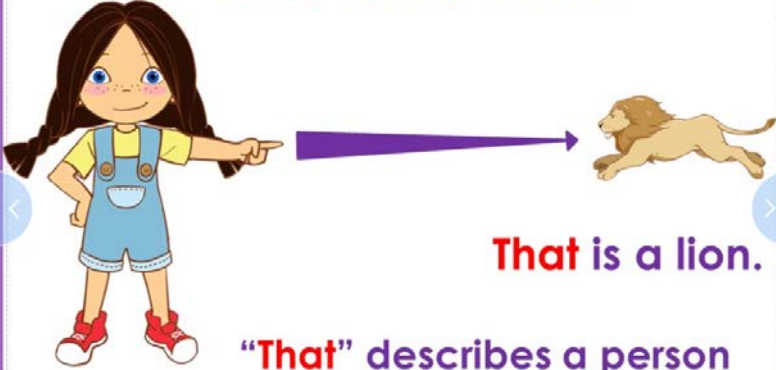
Activity:

1. S observes the picture.
2. S repeats each sentence.

Tips **VIP KID**

This and That

Extend



That is a lion.

"That" describes a person or thing far from you.

22/31 22

Navigation icons: back, forward, search, refresh, home, power, volume, brightness, rotation, zoom in, zoom out.

Tips

Goal: S reviews the demonstrative pronoun "that" and how it is defined.

Activity:

1. S observes the picture.
2. S repeats each sentence.

Tips **VIP KID**

This and That

Extend

23/31 23

Tips

Goal: S applies the knowledge of the demonstrative pronouns "this" and "that."

Activity:

- S observes the picture.
- S uses "this" or "that" in relation to Meg with help.
- S uses the complete sentence structure "This/That is a/an ___."

Suggested answers:

This is a bag.
This is a book.
This is a horse.
That is a cat.
That is a tree.
That is a monkey.
That is an apple.

Tips **VIP KID**

Let's Read

Extend

| | | |
|-------|-----|------|
| 1 | tap | tape |
| 2 | cap | cape |
| ----- | | |
| 3 | pet | Pete |
| 4 | red | rede |

24/31 24

Tips

Goal: S reviews the knowledge of the short and long vowel sounds for letters a and e.

Activity:

- S repeats the words.
- S circles each word while reading it.
- S recognizes the difference between the short and long vowel sounds for letters a and e.

Tips **VIP KID**

Read and Match

Extend

egg Pete tape cab
eve Ted cake

1 short "a" 2 long "a" 3 short "e" 4 long "e"

25/31 25

Tips

Goal: S applies their knowledge of the short and long vowel sounds for letters a and e.

Activity:

- S repeats the words.
- S draws a line to match each word with the correct basket.

Answers: 1. cab 2. tape, cake 3. egg, Ted 4. Pete, eve

Tips **VIP KID**

Sight Words

Elaborate

The brown dog ran.

26/31 26

Tips

Goal: S is introduced to the sight words "brown" and "ran."

Activity:

- S looks at the picture.
- S repeats the words "brown" and "ran."
- S repeats the sentence.

Tips **VIP KID**

Read and Circle

Elaborate



The brown horse ran on the grass.

27/31 27

Navigation icons: Home, WhatsApp, Telegram, Messenger, Email, Print, Share, Refresh, Stop

Tips

Goal: S practices the sight words "brown" and "ran."

Activity:

1. S repeats the sentence.
2. S circles each sight word.
3. S repeats each sight word.

Tips **VIP KID**

I Can Read

Elaborate




This is a **brown** cow.

The man **ran** on the sand.

28/31 28

Navigation icons: Home, WhatsApp, Telegram, Messenger, Email, Print, Share, Refresh, Stop

Tips

Goal: S practices the sight words "brown" and "ran."

Activity:

1. S looks at the pictures.
2. S repeats each word.
3. S repeats each sentence.

Tips **VIP KID**

Free Talk

Evaluate

29/31 29

Navigation icons: Home, WhatsApp, Telegram, Messenger, Email, Print, Refresh, Back, Forward

Tips

Goal: S reviews and expands on the lesson content.

Activity:

S responds to the questions using content from the lesson.

Suggested questions and answers:

1. What makes this sound? A ___ makes this sound.
2. What kind of sound is this? This is a ___ sound.
3. Do you like this kind of sound?

Tips **VIP KID**

Goodbye

Level 3 Unit 6 Lesson 1

30/31 30

Navigation icons: Home, WhatsApp, Telegram, Messenger, Email, Print, Refresh, Back, Forward

Tips

Goal: End class on a positive note.

The image shows a presentation slide with a purple border. In the top-left corner, there is a logo for 'VIP KID' with the word 'Tips' above it. A blue circular button with a white left-pointing arrow is on the left side. The bottom of the slide features a purple navigation bar with a white box containing '31/31' and '31', followed by several circular icons for navigation and editing. On the right side, a 'Tips' sidebar contains a red box with the text: 'Goal: S may use this slide to review content with T if there is extra time.'