


NMC-L5-U6-LC1-1 (1)



VIP KID

Family Ties

Birth Relations

1/27 1

MC-L5-U6-LC1-1

Tips

No Tips for this page



VIP KID

Introduction

Engage

Take one minute to talk about anything you'd like.



Is there a Reward System you would prefer to use?

2/27 2

Tips

S freely discusses anything they would like to talk about, then S and T choose a Reward System to use throughout the class. If S has nothing they would like to talk about, S is asked open-ended questions to build rapport. For example, "What did you do today?", "Can you tell me about something exciting that happened this week?", or "Do you have any plans for the weekend?"

Let's Discuss Engage

We can use KWL charts to help us organize our thoughts and ideas about a topic. Let's talk about family using the KWL chart below!

Family Ties		
What I Know	What I Want to Know	What I Learned
		We will complete this later!

3/27 3

Tips

S completes the KWL chart by discussing what they know and what they want to know about family ties.

Topic Discussion Engage

The theme of this unit is "Family Ties." We will be learning about how we are related to the people in our families.



How many people are there in your family? How can you know if somebody is part of your family or not?

4/27 4

Tips


S freely discusses the prompt.

Tips **VIP KID**

Vocabulary

Explore

family
a group of people who are related to each other



This is a picture of Joe's **family**. Joe lives with his mom, dad, sister, grandpa, and grandma.

5/27 5

Navigation icons: Home, Back, Forward, Search, Refresh, Print, Share, Download

Tips


S reads the new vocabulary word, its definition, and the sample sentences. S is asked guiding questions as necessary to check for understanding.

Tips **VIP KID**

Vocabulary

Explore

sibling
a brother or sister



Jenny has two **siblings**, her younger sister and her older brother. They always play together.

6/27 6

Navigation icons: Home, Back, Forward, Search, Refresh, Print, Share, Download

Tips

S reads the new vocabulary word, its definition, and the sample sentences. S is asked guiding questions as necessary to check for understanding.

Tips **VIP KID**

Vocabulary

Explore

connection
the relationship between things or people



The family dinners help Jessica feel a **connection** with her family.

7/27 7

Tips

S reads the new vocabulary word, its definition, and the sample sentence. S is asked guiding questions as necessary to check for understanding.


Tips **VIP KID**

Vocabulary

Explain

family **siblings** **connection**

Sarah is the only child in her _____. She doesn't have any _____. Her mom and dad love her very much. She has a strong _____ with them.



8/27 8

Tips

S completes the sentences by drawing lines from the highlighted words to the appropriate blanks.

Tips **VIP KID**

Vocabulary

Explore

wear
to have clothing on your body



Jessica was **wearing**
a pink dress.

9/27 9

Navigation icons: Home, Search, Add, Share, Refresh, Back, Forward, Stop, Play.

Tips

S reads the new vocabulary word, its definition, and the sample sentence. S is asked guiding questions as necessary to check for understanding.

Tips **VIP KID**

Vocabulary

Explore

inherit
to have the same character or appearance as your mother or father



My sister **inherited**
my mom's brown eyes.

10/27 10

Navigation icons: Home, Search, Add, Share, Refresh, Back, Forward, Stop, Play.

Tips

S reads the new vocabulary word, its definition, and the sample sentence. S is asked guiding questions as necessary to check for understanding.

Vocabulary

Explain

1. He was **wearing** a _____.

A. blue T-shirt

B. glass bottle

C. soft mattress

2. Her son **inherited** _____.

A. the nutrient

B. the decision

C. her hair color

11/27 11



Tips

S completes the sentences by choosing the correct answers.

Let's Talk

Elaborate

1. How many people are in your family? Do you have any siblings? Do you want another sibling?

2. What quality did you inherit from your parents?



12/27 12



Tips

S answers the questions using the new vocabulary words in their responses.

Target vocabulary words: family, sibling, connection, wear, inherit

Tip 

Family Ties

Explore

Jane lives in an apartment with her mother, father, and her younger brother. Her brother's name is Jack. Jack is Jane's sibling.

Jane, Jack, their mother, and their father are all very close. They enjoy spending time with each other and playing sports.





13/27 13



Tip

S reads the story, focusing on specific details and target vocabulary words to prepare for the upcoming comprehension questions.


Tip 



Explore


Jane's mother is tall and has golden hair and blue eyes. Jack has brown hair, but he also has blue eyes. Jack inherited his eye color from his mom.

14/27 14




Tip


S reads the story, focusing on specific details and target vocabulary words to prepare for the upcoming comprehension questions.

Tip  **Explore**

Jane's father has brown hair and brown eyes. Jane looks like her dad. She also has brown hair and brown eyes. Jack is two years younger than Jane, and he is shorter than her.




As Jack gets older, he could grow to be taller than his sister.

15/27 15 


Tip

S reads the story, focusing on specific details and target vocabulary words to prepare for the upcoming comprehension questions.


Tip  **Explore**

One Saturday afternoon, Jane invited her grandpa and grandma to play golf. They all decided to wear the same color shirts and hats.

Her family made a special connection that day. They learned that they all liked playing golf.



All the people in her big family decided to have a party once a month to play golf and have a nice dinner.

16/27 16 

Tip

S reads the story, focusing on specific details and target vocabulary words to prepare for the upcoming comprehension questions.

Tip 

Reader Retell

Explain

1



2





4



3






17/27 17



Tip


S retells the story using specific information from the Reader. S can refer back to the Reader as necessary.

Tip 


Reader Detective

Elaborate

- 1** Who does Jane live with?
What does her family enjoy doing together?
- 2** What does Jane look like?
Which family member does she look like most?
- 3** What new activity did Jane and her family discover they liked?



18/27 18



Tip

S answers the questions using specific details and information from the Reader. S can refer back to the Reader as necessary.

Answers: 1. Jane lives with her mother, father, and younger brother. They enjoy playing sports together. 2. Jane has brown hair and brown eyes. She is taller than her younger brother. Jane looks like her dad most, who also has brown hair and brown eyes. 3. Jane and her family discovered that they all liked playing golf.

Tips **VIP KID**

Comparatives

Explain

We use **comparative adjectives** and the word **than** to compare two things. If an adjective has one or two syllables, we add **"-er"** or **"r"** to make the comparative form.

Jane is **taller** than Jack.

Jane is two years **older** than Jack.

19/27 19

Tips

S is introduced to the definition of comparative adjectives and learns how to make comparative form for words with one or two syllables.

Tips **VIP KID**

Comparatives

Explain

Write the comparative form for each word below.

tall	tall__	fast	fast__
short	short__	old	old__
slow	slow__	young	young__

20/27 20

Tips

S adds "-er" to make comparative adjectives and reads the vocabulary.

Comparatives

Explain

Choose the correct words to fill in the blanks.

1. Mike is _____ (fast/faster) than Meg.
2. Grandpa is _____ (slow/slower) than me.
3. My mother is _____ (young/younger) than my father.

Tips

S reads the sentences and chooses the correct words to fill in the blanks.
Answers: 1. faster, 2. slower, 3. younger

Phonics

Explore

When two letters create one sound, the two letters make a **digraph**.

“au”



Tips

S is introduced to the concept of digraph and the sound “au.”

Tips **KID**

Free Talk

Elaborate

Why do you think it is important to learn about how we are related to the people in our family? How might learning this information help us?



23/27 23

Navigation icons: Home, Back, Forward, Search, Refresh, Share, Print, Download

Tips

S freely discusses the questions.

Tips **KID**

Question Period

Elaborate

What questions do you have about today's lesson?

I have questions about...

- family
- wear
- sibling
- inherit
- connection
- Family Ties
- comparatives
- "au"

24/27 24

Navigation icons: Home, Back, Forward, Search, Refresh, Share, Print, Download

Tips

S guides the discussion by asking any questions they have about the lesson material. S is encouraged to discuss what content they are familiar with and what content they are not so familiar with.



The image shows a screenshot of a digital whiteboard interface. The main area is a large white rectangle with a green border. In the top-left corner of this area is the "VIP KID" logo. On the left side, there is a blue circular button with a white left-pointing arrow. At the bottom-left corner, there is a small grey box containing the text "27/27" and "27". At the bottom center, there is a horizontal row of seven colorful icons: a blue square with a white 'i', a green speech bubble, an orange speech bubble, a green speech bubble, a blue speech bubble, a purple speech bubble, and a purple speech bubble. To the right of the whiteboard is a grey sidebar. At the top of the sidebar is the word "Tips". Below it, the text "No Tips for this page" is centered.